


# Classic Impressions

→ LOGO MAT • INDOOR




## → WHY CHOOSE THIS MAT?

These mats are produced with high quality dyes, giving vibrant colour and clarity to your company's logo or message. Available with a choice of durable rubber backings to suit different locations.

- Manufactured using our state-of-the-art **ChromoJET printer**.
- Choose from our wide palette of **130 colours**.
- **ECONYL® Yarn** is a groundbreaking alternative to traditional nylon, crafted entirely from waste products. By transforming discarded materials into high-quality yarn, ECONYL® helps preserve natural resources and reduce waste.

## → SPECIFICATIONS

- Yarn** ECONYL® Regenerated Nylon  
1/8th gauge cut pile
- Backing**
- **Primary backing:** Non woven spun bonded polyester
  - **Rubber backing:** 100% nitrile rubber with 34% post-industrial recycled content in the polymer - phthalate free - For maximum oil resistance, durability, and performance. Compression - molded with reinforced borders on all four sides.
  - **Pattern:** Smooth or Claw
  - **Thickness:** 1.4 mm (also available in 2.5 mm)
- Border**
- **Thickness:** 2.0 mm (± 0.5)
  - **Weight:** 2581 g/m<sup>2</sup> (± 4 %)
- Other properties**
- **Pile weight:** 625 g/m<sup>2</sup>
  - **Pile height:** 6 mm
  - **Stitch rate:** 8.5 spi
  - **Body weight:** 1613 g/m<sup>2</sup> (±4 %)
  - **Total weight:** 2300 g/m<sup>2</sup> (± 4 %)



## → STANDARD SIZES

60x85	85x300	115x300	200x200
75x85	115x180	150x200	200x300
85x115	115x200	150x240	
85x150	115x240	150x250	
85x240	115x250	150x300	

## → SPECIAL SIZES

**Max. width:**  
Smooth backing, with border: 240 cm  
Smooth backing, no border: 235 cm  
Claw backing: 200 cm

**Max. length:** 600 cm

**Size Tolerance:** +/- 2%

**Weight Tolerance:** +/- 5%

## → CLEANING INSTRUCTIONS



1. Pre-wash	2-3 mins	Medium	Cold
2. Drain	1 min		
3. Pre-wash <sup>1</sup>	2-3 mins	Medium	Cold
4. Drain	1 min		
5. Main wash <sup>2</sup>	5-8 mins	High	40-50 °C
6. Drain	1 min		
7. Rinse 1	2 mins	High	Cold
8. Drain	1 min		
9. Rinse 2	2 mins	High	Cold
10. Drain	1 min		
11. Extract <sup>3</sup>	8-10 mins		

### Notes

#### 1. Optional

**2.** A neutral (pH 7) nonionic detergent is recommended for printed mats. The use of Alkaline built products is not recommended.

**3.** When extracting perforated mats a single high-speed extraction is recommended. If non perforated mats or mixed loads of perforated mats are being extracted then a split extraction cycle, as below, is recommended to achieve optimum water extraction.

### Split Extraction Cycle and Drying



1. Extract	2 mins	Low speed
2. Drain	1 min	Wash Speed
3. Extract	5 mins	High speed



1. Dry	10-15 mins	Max. 80°C
2. Cool down	5 mins	



































































































































### Notes

Lay mats flat following removal from dryer. Allow mats to cool before rolling. Roll mats pile out for delivery. Never store printed mats folded or layed pile to pile when damp, to avoid colour transfer.





→ COLOURS

								
130	110	469	439	389	369	101	420	382
								
402	430	464	112	445	429	388	480	473
								
426	412	103	440	460	404	308	121	383
								
104	431	127	451	458	427	387	481	401
								
423	366	463	452	457	417	436	446	474
								
432	433	396	409	393	428	448	400	102
								
117	434	126	311	413	408	449	419	467
								
385	470	465	407	478	406	411	140	363
								
386	403	415	335	105	306	444	447	418
								
399	128	443	459	479	422	384	120	476
								
435	416	390	392	454	106	471	123	
								
472	394	397	119	391	405	483	477	
								
437	395	442	455	107	115	108	381	
								
466	109	100	453	398	450	482	475	
								
340	468	114	414	118	116	421	111	

